



Vital Force
TECHNOLOGY™

Real Science. Real Solutions.

EM Transformer: Pilot Study Reveals Significant Findings

First results of the Quantitative EEG analysis

Research conducted by Dr. Jeffery Fannin Center for Cognitive Enhancement

March 2013, Phoenix, Arizona

In a dual cohort 10-person study comprised of five adult men and five adult women using two different cellphones (both 4G iPhones with two different carriers: Verizon and AT&T) the following research was conducted comparing quantitative electro encephalograph (QEEG) data:

This pilot study measured two conditions: Condition A – use of cell phone without a Vital Force Technology™ Transformer attached to the back of the phone, and Condition B – use of a cell phone with a Vital Force Technology™ Transformer attached to the back. The Vital Force Technology™ Transformer is a thin patch which has been infused with a special subtle energy formula. The formula was developed by Vital Force Technology™ to counteract negative effects of cell phones on the brain. The Transformer adheres to the back of the phone when applied properly.

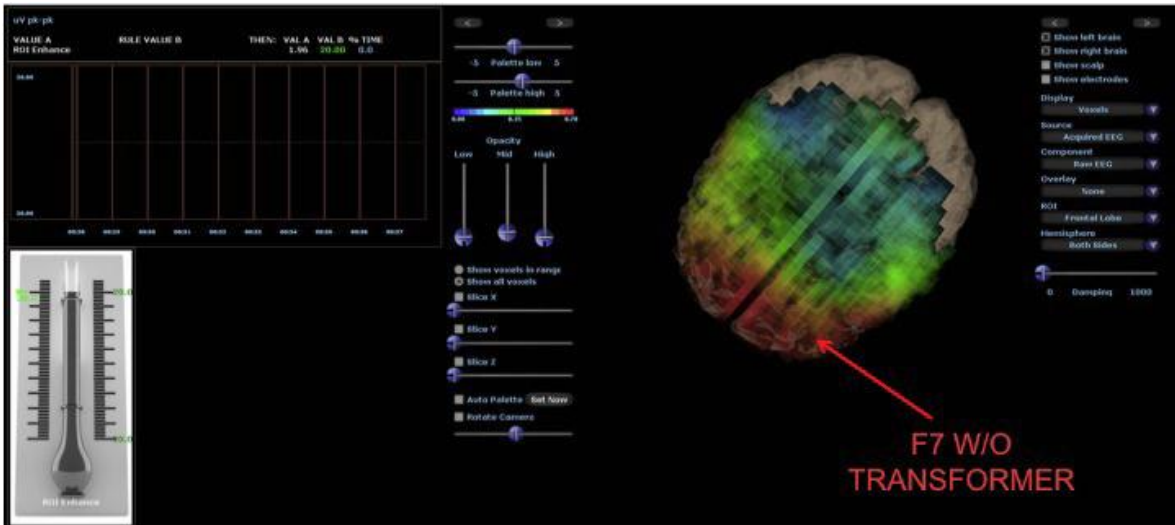
This study employed “Avatar” – a software application that allows for playback and analysis of EEG activity in 3D. Avatar produces images that are color-coded to graphically reveal variations in relative levels of brain activity.

Looking at important areas of the brain (T3, F7, F8 according to Ten-20/ Brodmann Chart), a combination of all 10 brain maps of subjects using cell phones for three minutes showed excitation of the brain up to 3 standard deviations (SD) above normal.

AVATAR 3D Images

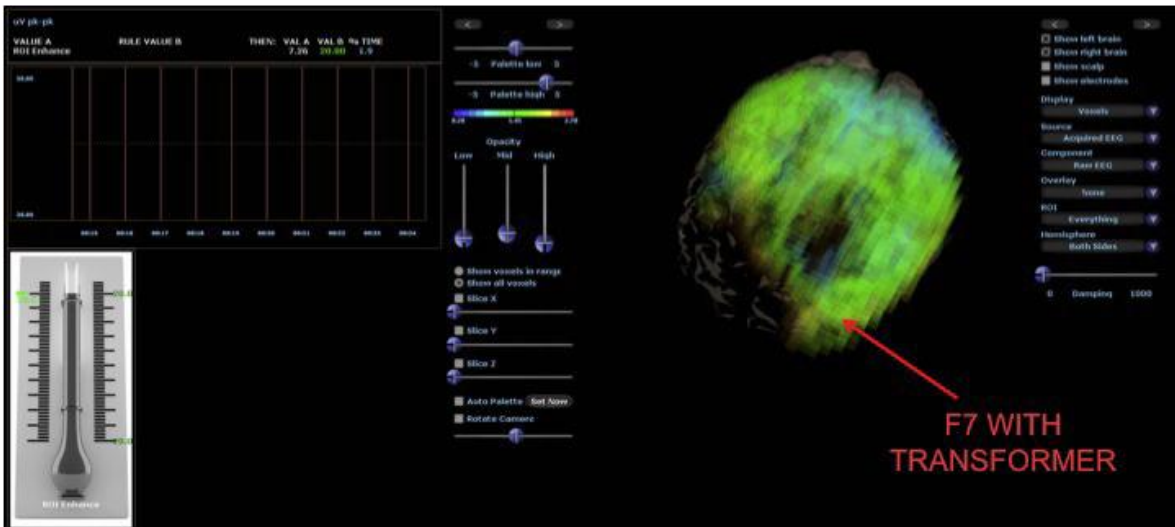
Avatar is a software program that allows for playback and analysis of EEG activity displayed in three dimensions. The information is presented as Z-Scores and is color specific: ■ RED = 3 standard deviations (SD) above normal, ■ YELLOW = 2 SD above normal, ■ GREEN = normal, ■ BLUE = 3 SD below normal. The following slides are combined readings of both cohorts male and female.

F7 WITHOUT TRANSFORMER



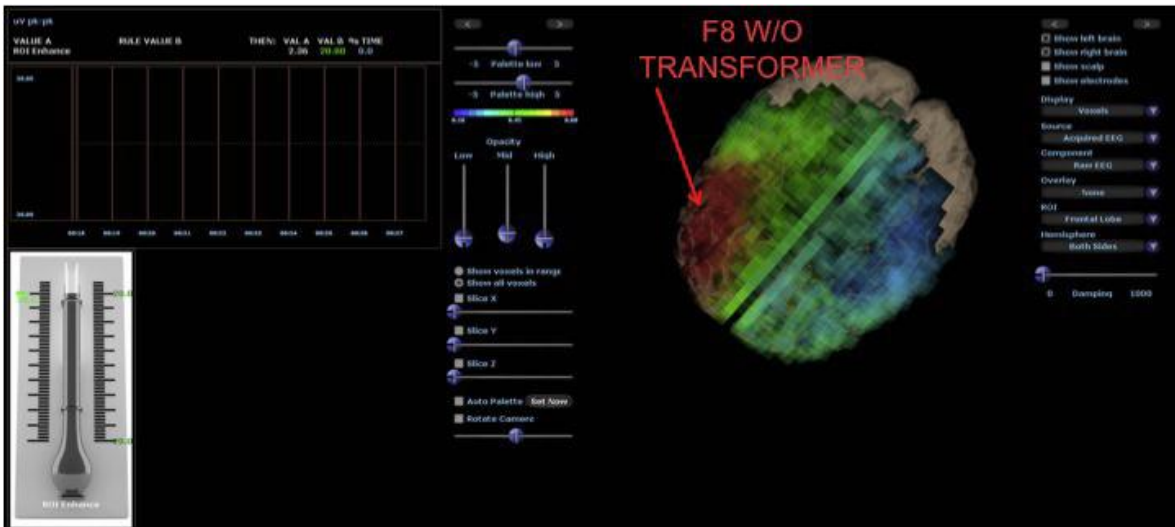
More than 3 SD above normal at brain area F7 may cause problems with working memory, visual and auditory functions, divided and selective attention filtering, and Broca's Area semantic short-term memory buffer dealing with word retrieval.

F7 WITH TRANSFORMER



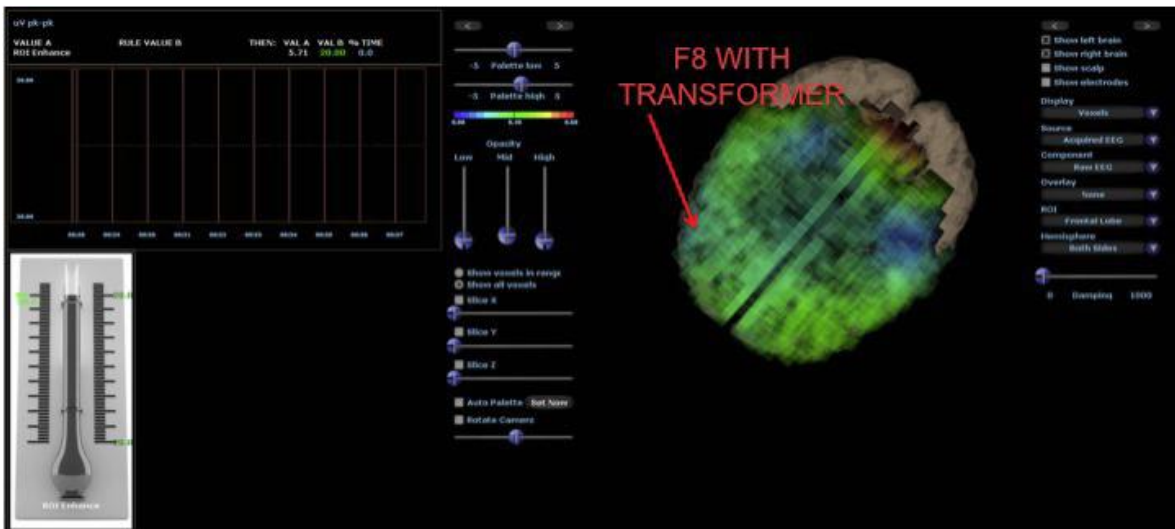
Large dark area at bottom of brain image (above) reveals relatively low level of brain stimulation during measurement.

F8 WITHOUT TRANSFORMER

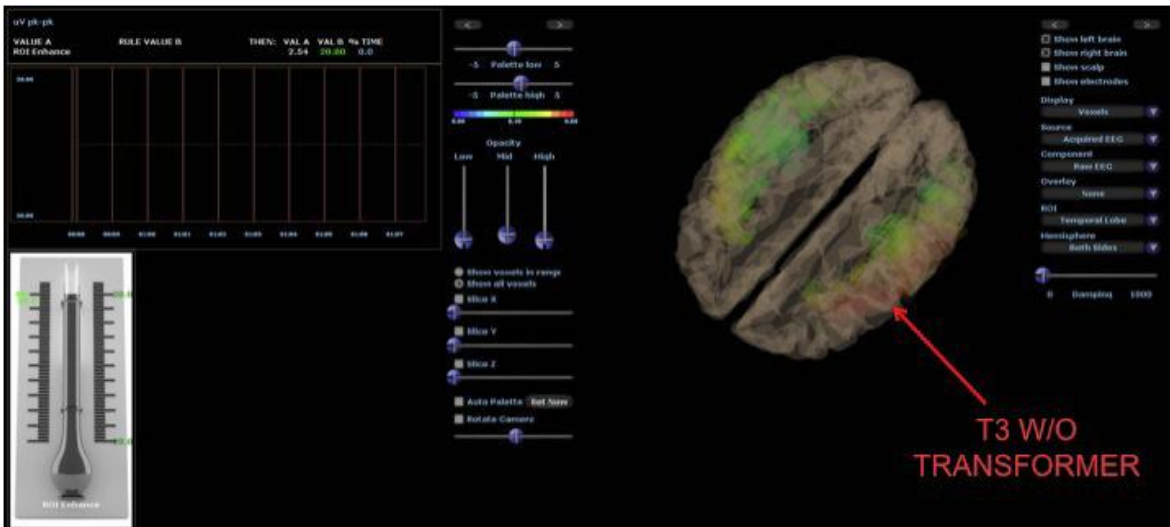


More than 3 SD above normal at brain area F8 may present problems with working memory, spatial and visual perception, gestalt (configuring objects and experience), processing facial expressions that denote emotions, and ability to sustain attention.

F8 WITH TRANSFORMER

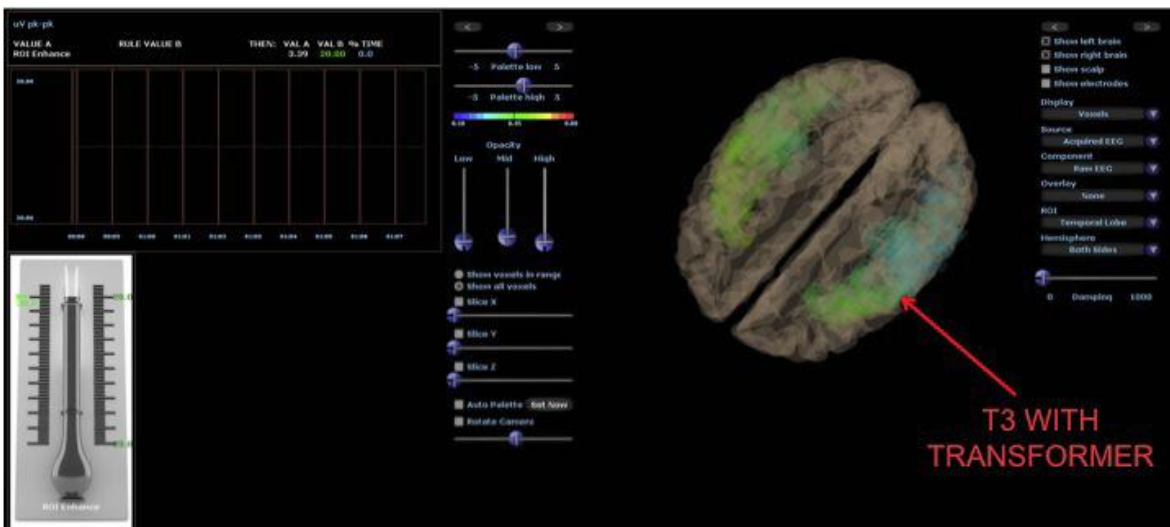


T3 WITHOUT TRANSFORMER



More than 3 SD at brain area **T3**, may present problems with language comprehension, verbal understanding, Wernicke's Area (inner voice, long-term memory), declarative and episodic processing, event sequencing, and visualization.

T3 WITH TRANSFORMER



CONCLUSIONS:

Evaluation of Condition A (use of cell phone WITHOUT Transformer infused with Vital Force Technology™ Master Brain™ formula) compared to Condition B, (use of cell phone WITH Vital Force Technology™ Transformer infused with VFT™ Special Cell phone formula), presents statistical significance with p-value <0.01. The analysis indicates that there is an independent relationship between Condition A and Condition B.

The Joint Time Frequency Analysis (JTFA) presents with discrete data that indicates that there is a significant reduction of energy bursts at specific brain locations. (Locations based on the International Ten-20 System of scalp for demarcation.) Two cohorts were examined: male and female. Data supports the hypothesis that the infused Vital Force Technology™ Transformer will have a positive effect on brain function measures.

Avatar 3D analysis also supports the hypothesis that when a cell phone with the infused Vital Force Technology™ Transformer formula is used, the brain functions in a more optimal range.

This is a pilot study, although there are significant findings, additional studies and analysis are highly recommend